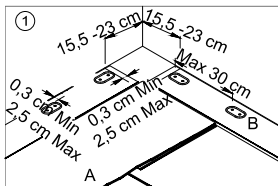
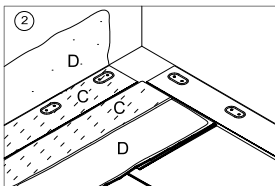


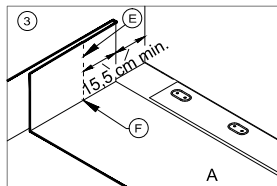
## Afwerking van binnenhoeken met PS Russ-strip



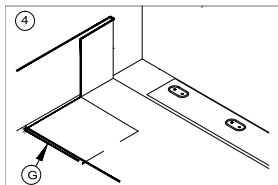
- A: Sure Seal EPDM Membraan
- B: Russ-strook gewapende Sure Seal EPDM strook.
- Plaatjes en schroeven op maximaal 30 cm van elkaar.



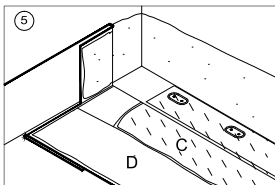
- C: HP 250 Primer.
- D: Bonding Adhesive of Sprayfix.
- Voor de Russ bevestiging refereren wij naar de desbetreffende details.
- Zelfklevende EPDM kan niet gebruikt worden voor het afwerken van binnen- en buitenhoeken.



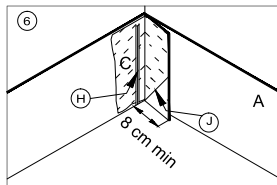
- A: Sure Seal EPDM Membraan
- E: Snijlijn.
- F: Stop snede.



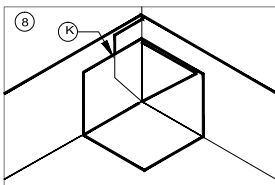
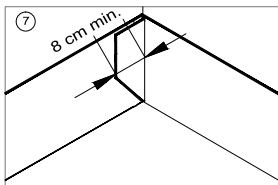
Membraan onder weg vouwen.



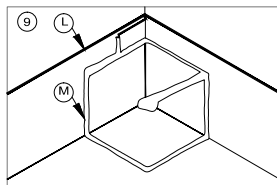
- C: HP 250 Primer.
- D: Bonding Adhesive of Sprayfix



- A: Sure Seal EPDM Membraan
- C: HP 250 Primer.
- H: Secur-Tape.
- J : Onder hoek van 45° knippen en de secur-tape plaatsen.



Ongeveer 23 x 23 cm Sure Seal EPDM flashing en naadverbinding



- L: Naar dakrand of muurafwerking.
- M: EPDM Kit.